

ECONOMIC PROFILE (2020)

CHINA



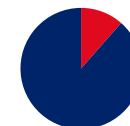
Beijing
Capital



9.6 mn
Area (sq km)



1,397.9 mn
Total Population



12.3%
Population ages 65 and above
(% of total population)

38
Median Age



14,723 USD bn
Nominal GDP



10,484 USD
GDP Per Capita



2.3%
Real GDP Growth



2.5%
Inflation



3.85%
CNY 1Y Loan Prime Rate



6.53
Renminbi



781.1 mn*
Labour Force



5.2%
Unemployment Rate
(urban surveyed)



46% of GDP
Gross Domestic Savings



31
Ease of Doing
Business Ranking

(1 = most business-
friendly regulation)



Major
Exports
Markets

2.59 USD tn
Exports

1. United States
2. Hong Kong
3. Japan
4. South Korea
5. Netherlands

Major
Imports
Sources

2.07 USD tn
Imports

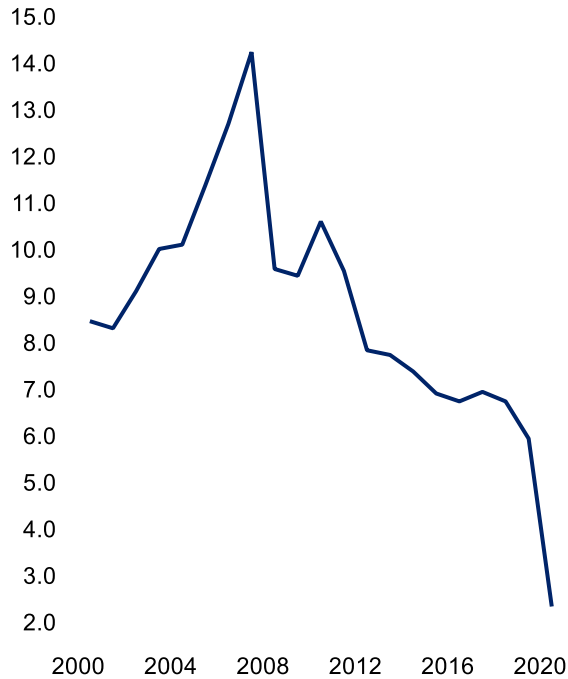
1. Japan
2. South Korea
3. United States
4. Australia
5. Germany

0.54 USD tn
Trade Balance

ECONOMIC PROFILE (2020)

CHINA

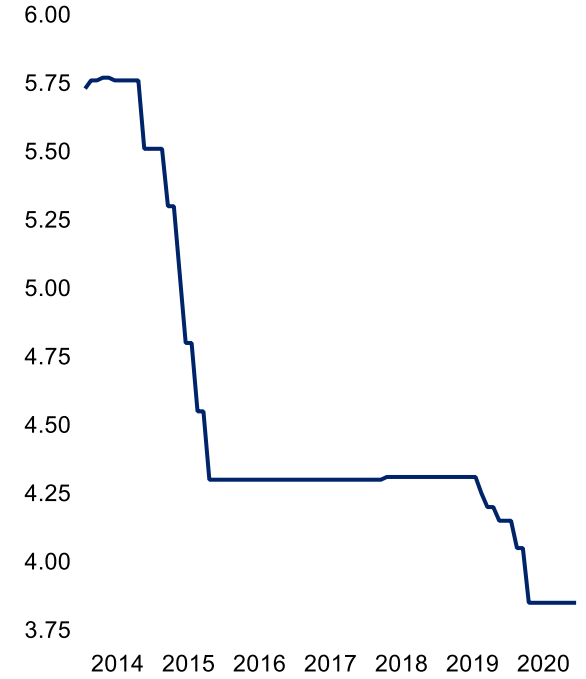
Annual Real GDP (y/y %)



USD/CNY



CNY 1Y Loan Prime Rate (%)



The Economic Profile provides a brief overview of each economy (updated on August 2021).
For more updated developments, please refer to our website.

Compiled by

UOB Global Economics & Markets Research

Email: GlobalEcoMktResearch@uobgroup.com

URL: www.uob.com.sg/research

Disclaimer

This publication is strictly for informational purposes only and shall not be transmitted, disclosed, copied or relied upon by any person for whatever purpose, and is also not intended for distribution to, or use by, any person in any country where such distribution or use would be contrary to its laws or regulations. This publication is not an offer, recommendation, solicitation or advice to buy or sell any investment product/securities/instruments. Nothing in this publication constitutes accounting, legal, regulatory, tax, financial or other advice. Please consult your own professional advisors about the suitability of any investment product/securities/ instruments for your investment objectives, financial situation and particular needs.

The information contained in this publication is based on certain assumptions and analysis of publicly available information and reflects prevailing conditions as of the date of the publication. Any opinions, projections and other forward-looking statements regarding future events or performance of, including but not limited to, countries, markets or companies are not necessarily indicative of, and may differ from actual events or results. The views expressed within this publication are solely those of the author's and are independent of the actual trading positions of United Overseas Bank Limited, its subsidiaries, affiliates, directors, officers and employees ("UOB Group"). Views expressed reflect the author's judgment as at the date of this publication and are subject to change.

UOB Group may have positions or other interests in, and may effect transactions in the securities/instruments mentioned in the publication. UOB Group may have also issued other reports, publications or documents expressing views which are different from those stated in this publication. Although every reasonable care has been taken to ensure the accuracy, completeness and objectivity of the information contained in this publication, UOB Group makes no representation or warranty, whether express or implied, as to its accuracy, completeness and objectivity and accept no responsibility or liability relating to any losses or damages howsoever suffered by any person arising from any reliance on the views expressed or information in this publication.



RIGHT BY YOU