
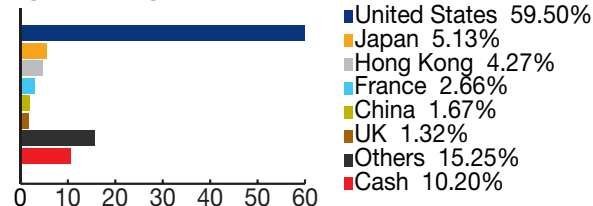


United Income Focus Trust – Class SGD (Hedged)
大华收益聚焦信托基金 - 新元计价类股 (对冲)

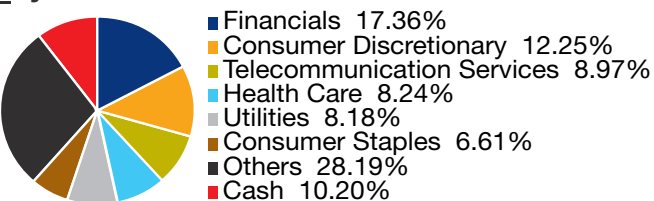
Portfolios Factsheet

Fund Objective

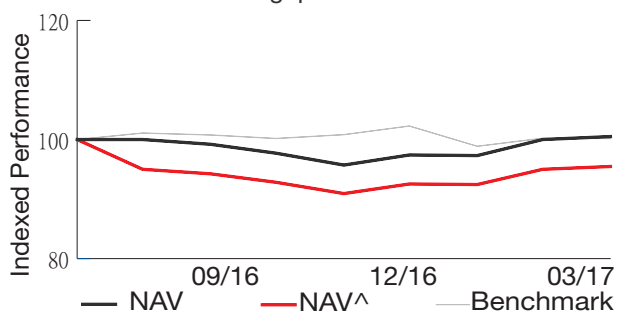
The fund aims to provide regular income to investors with a secondary focus on capital appreciation over the medium to long term by investing globally in a diverse set of traditional and alternative asset classes. The investment universe of the fund will be broad, encompassing traditional asset classes (for example, equities and fixed income securities) and alternative asset classes (for example, real estate investment trusts, convertibles, preferred securities and currencies).

Fund Details
LAUNCH DATE
July 2016
UNIT CLASS
**SGD Acc (Hedged)
SGD Dist (Hedged)**
FUND SIZE
S\$185.81 M
NAV PRICE
**Acc (Hedged) S\$1.007
Dist (Hedged) S\$0.991
(As at 31 Mar 17)**
SUBSCRIPTION
**Acc (Hedged) (Cash & SRS)
Dist (Hedged) (Cash & SRS)**
INITIAL INVESTMENT
**Acc (Hedged) S\$1,000
Dist (Hedged) S\$1,000**
SUB INVESTMENT
**Acc (Hedged) S\$500
Dist (Hedged) S\$500**
MANAGEMENT FEE
**Acc (Hedged) 1.25% p.a.
Dist (Hedged) 1.25% p.a.**
SUBSCRIPTION FEE
**Acc (Hedged) 5% (Cash,SRS)
Dist (Hedged) 5% (Cash,SRS)**
MINIMUM RSP
**S\$100/month,
S\$500/quarter**
TRUSTEE
HSBC Institutional Trust
ISIN CODE
**Acc (Hedged) SG9999015341
Dist (Hedged) SG9999015358**
BLOOMBERG CODE
**Acc (Hedged) UIFTSAH SP
Dist (Hedged) UIFTSDH SP**
Asset Allocation (As at 31 Mar 2017)
By Asset Class

By Country

Top 10 Holdings (As at 31 Mar 2017)

Centurylink Inc
Wal-Mart Stores Inc
Entergy Corp
Annaly Capital Management Inc
Johnson & Johnson
AT & T Inc
Darden Restaurants Inc
Vivendi SA (K)
Centerpoint Energy Inc
Intel Corp

By Sector

Performance of Class SGD Acc (Hedged)

15th July 16 To 31st March 17, Performance Based in Singapore Dollar.



Perf	NAV	NAV [^]	BM
1 month	0.50%	-4.53%	-0.04%
3 months	3.18%	-1.98%	-2.04%
6 months	1.31%	-3.76%	-0.58%
Since Incept	0.70%	-4.34%	1.04%

Source: Lipper, a Thomson Reuters Company • Performance of Acc (Hedged) as at 31 Mar 17, SGD basis, with dividends and distributions reinvested, if any. • Performance figures for 1 mth till 1 yr show the % change, while those exceeding 1 yr show the average annual compounded return.

*The above chart reflects performance from the first month end of the Fund. [^]5% sales charge applied

Benchmark (BM) : 25% MSCI All Country World Index and 75% Citi World Government Bond 10+ Years Index (Hedged).

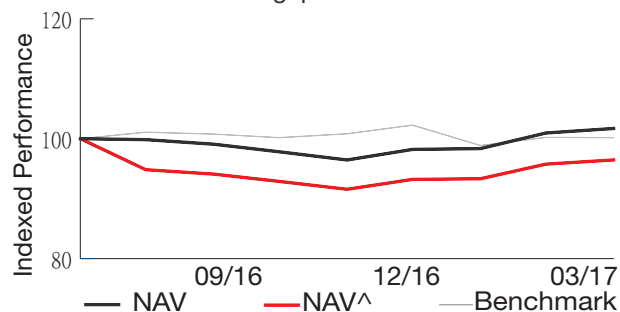
United Income Focus Trust – Class SGD (Hedged)

大华收益聚焦信托基金 - 新元计价类股 (对冲)

Portfolios Factsheet

Performance of Class SGD Dist (Hedged)

15th July 16 To 31st March 17, Performance Based in Singapore Dollar.



*The above chart reflects performance from the first month end of the Fund. ^5% sales charge applied

Benchmark (BM) : 25% MSCI All Country World Index and 75% Citi World Government Bond 10+ Years Index (Hedged).

Perf	NAV	NAV^	BM
1 month	0.75%	-4.29%	-0.04%
3 months	3.56%	-1.62%	-2.04%
6 months	2.65%	-2.48%	-0.58%
Since Incept	2.62%	-2.51%	1.04%

Source: Lipper, a Thomson Reuters Company • Performance of Dist (Hedged) as at 31 Mar 17, SGD basis, with dividends and distributions reinvested, if any. • Performance figures for 1 mth till 1 yr show the % change, while those exceeding 1 yr show the average annual compounded return.

Contact Details

Hotline (8 a.m. to 8 p.m. daily)
(Singapore time):

1800 22 22 228

Website: uobam.com.sg

IMPORTANT NOTICE AND DISCLAIMERS

A prospectus for the fund(s) (the "Fund(s)") may be obtained from the Manager or any of its appointed distributors. Investors should read the prospectus before deciding whether to subscribe for or purchase units in the Fund(s) ("Units"). All applications for Units must be made on application forms accompanying the prospectus or otherwise as described in the prospectus. **Past performance of the Fund(s) or the Manager and any prediction, projection or forecast on the economy or markets are not necessarily indicative of the future or likely performance of the Fund(s) or the Manager.** Any extraordinary performance may be due to exceptional circumstances which may not be sustainable. The value of Units and any income from the Fund(s) may fall as well as rise. The above information is strictly for general information only and must not be construed as an offer or solicitation to deal in Units, nor a recommendation to invest in any company mentioned herein. Investments in unit trusts are not obligations of, deposits in, or guaranteed or insured by UOB, UOBAM, or any affiliates or distributors. The Fund may use or invest in financial derivative instruments and you should be aware of the risks associated with investments in financial derivative instruments which are described in the Fund's prospectus. An investment in unit trusts is subject to investment risks and foreign exchange risks, including the possible loss of the principal amount invested. Investors may wish to seek advice from a financial adviser before making a commitment to invest in Units. In the event an investor chooses not to seek advice from a financial adviser, the investor should consider carefully whether the Fund(s) is/are suitable for him.