

United Global Quality Growth Fund - Class SGD
大华全球优质增长基金 - 新元计价类股

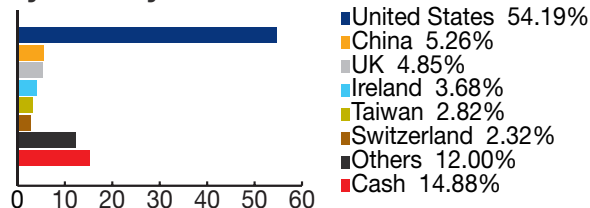
Portfolios Factsheet

Fund Objective

The Sub-Fund seeks to provide long-term total return by investing in equity and equity related securities of companies listed and traded on stock exchanges globally.

Top 10 Holdings (As at 31 Mar 2017)

Alphabet Inc-Cl C
 Microsoft (K)
 Amazon.Com Inc
 Facebook Inc-A
 British American Tobacco Plc
 JPMorgan Chase & Company (K)
 Bank of America
 Home Depot Inc
 Taiwan Semiconductors Wi
 Pepsico Inc

Asset Allocation (As at 31 Mar 2017)
By Country

By Sector

Fund Details

LAUNCH DATE
 November 2016

UNIT CLASS
 SGD Acc
 SGD Dist

FUND SIZE
 S\$4.81 M

NAV PRICE
 SGD Acc S\$1.055
 SGD Dist S\$1.082
 (As at 31 Mar 17)

SUBSCRIPTION
 SGD Acc (Cash & SRS)
 SGD Dist (Cash & SRS)

INITIAL INVESTMENT
 SGD Acc S\$1,000
 SGD Dist S\$1,000

SUB INVESTMENT
 SGD Acc S\$500
 SGD Dist S\$500

MANAGEMENT FEE
 SGD Acc 1.50% p.a.
 SGD Dist 1.50% p.a.

SUBSCRIPTION FEE
 SGD Acc 5% (Cash,SRS)
 SGD Dist 5% (Cash,SRS)

MINIMUM RSP
 S\$100/month,
 S\$500/quarter

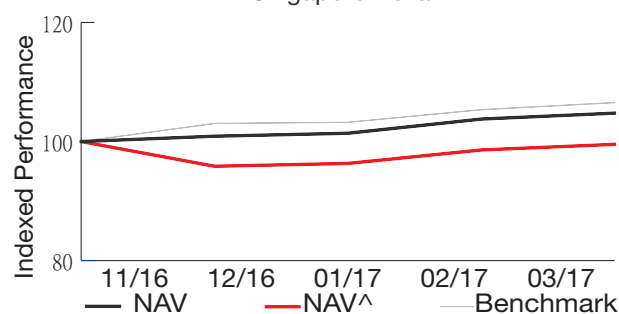
TRUSTEE
 HSBC Institutional Trust

ISIN CODE
 SGD Acc SG9999014880
 SGD Dist SG9999014898

BLOOMBERG CODE
 SGD Acc UOBGQGSA SP
 SGD Dist UOBGQGSD SP

Performance of Class SGD Acc

11th November 16 To 31st March 17, Performance Based in Singapore Dollar.



*The above chart reflects performance from the first month end of the Fund. ^5% sales charge applied

Benchmark (BM) : MSCI AC World Index

Perf	NAV	NAV^	BM
1 month	0.96%	-4.09%	1.13%
3 months	3.84%	-1.35%	3.40%
Since Incept	6.24%	0.93%	9.21%

Source: Lipper, a Thomson Reuters Company • Performance of SGD Acc as at 31 Mar 17, SGD basis, with dividends and distributions reinvested, if any.
 • Performance figures for 1 mth till 1 yr show the % change, while those exceeding 1 yr show the average annual compounded return.

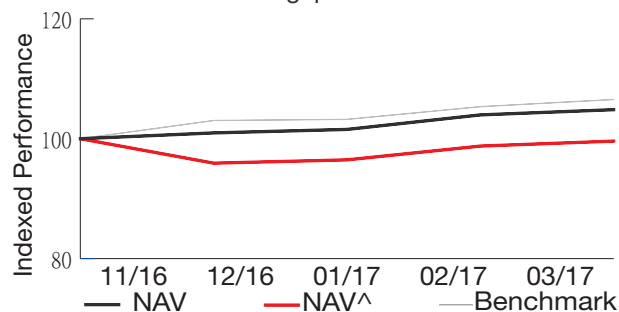
United Global Quality Growth Fund - Class SGD

大华全球优质增长基金 - 新元计价类股

Portfolios Factsheet

Performance of Class SGD Dist

7th November 16 To 31st March 17, Performance Based in Singapore Dollar.



*The above chart reflects performance from the first month end of the Fund. ^5% sales charge applied

Benchmark (BM) : MSCI AC World Index

Perf	NAV	NAV^	BM
1 month	0.84%	-4.20%	1.13%
3 months	3.84%	-1.35%	3.40%
Since Incept	5.77%	0.48%	11.01%

Source: Lipper, a Thomson Reuters Company • Performance of SGD Dist as at 31 Mar 17, SGD basis, with dividends and distributions reinvested, if any.
• Performance figures for 1 mth till 1 yr show the % change, while those exceeding 1 yr show the average annual compounded return.

Contact Details

Hotline (8 a.m. to 8 p.m. daily)

(Singapore time):

1800 22 22 228

Website: uobam.com.sg

IMPORTANT NOTICE AND DISCLAIMERS

A prospectus for the fund(s) (the "Fund(s)") may be obtained from the Manager or any of its appointed distributors. Investors should read the prospectus before deciding whether to subscribe for or purchase units in the Fund(s) ("Units"). All applications for Units must be made on application forms accompanying the prospectus or otherwise as described in the prospectus. **Past performance of the Fund(s) or the Manager and any prediction, projection or forecast on the economy or markets are not necessarily indicative of the future or likely performance of the Fund(s) or the Manager.** Any extraordinary performance may be due to exceptional circumstances which may not be sustainable. The value of Units and any income from the Fund(s) may fall as well as rise. The above information is strictly for general information only and must not be construed as an offer or solicitation to deal in Units, nor a recommendation to invest in any company mentioned herein. Investments in unit trusts are not obligations of, deposits in, or guaranteed or insured by UOB, UOBAM, or any affiliates or distributors. The Fund may use or invest in financial derivative instruments and you should be aware of the risks associated with investments in financial derivative instruments which are described in the Fund's prospectus. An investment in unit trusts is subject to investment risks and foreign exchange risks, including the possible loss of the principal amount invested. Investors may wish to seek advice from a financial adviser before making a commitment to invest in Units. In the event an investor chooses not to seek advice from a financial adviser, the investor should consider carefully whether the Fund(s) is/are suitable for him.