

United Global Durable Equities Fund - Class USD

大华全球永续企业基金 - 美元计价类股

Portfolios Factsheet

Fund Objective

The investment objective of the Fund is to seek total return consisting of capital appreciation and income over the long term by investing primarily in equity and equity related securities of companies listed and traded on stock exchanges globally.

Fund Details

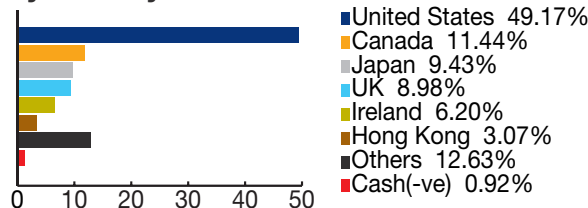
LAUNCH DATE	
USD Acc	August 2015
USD Dist	
UNIT CLASS	
USD Acc	
USD Dist	
FUND SIZE	
USD Acc	US\$53.30 million
NAV PRICE	
USD Acc	US\$1.098
USD Dist	US\$1.029
(As at 31 Mar 17)	
SUBSCRIPTION	
USD Acc	(Cash)
USD Dist	(Cash)
INITIAL INVESTMENT	
USD Acc	US\$1,000
USD Dist	US\$1,000
SUB INVESTMENT	
USD Acc	US\$500
USD Dist	US\$500
MANAGEMENT FEE	
USD Acc	1.75% p.a.
USD Dist	1.75% p.a.
SUBSCRIPTION FEE	
USD Acc	5% (Cash)
USD Dist	5% (Cash)
MINIMUM RSP	
Not Available	
TRUSTEE	
HSBC Institutional Trust	
ISIN CODE	
USD Acc	SG9999014021
USD Dist	SG9999014039
BLOOMBERG CODE	
USD Acc	UGDESUA SP
USD Dist	UGDESUD SP

Top 10 Holdings (As at 31 Mar 2017)

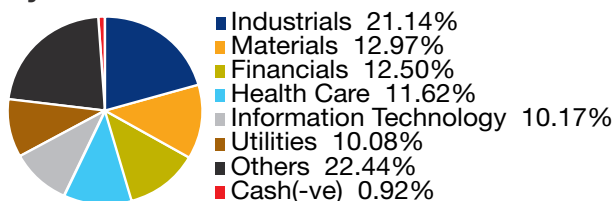
- American Tower Corp
- Irish Continental Grp Plc
- Avangrid Inc
- Nippon Telegraph & Telephone Corp
- Motorola Solutions Inc
- Canadian National Railway Company
- Daito Trust Construct Co Ltd
- Cranswick Plc
- Clean Harbors Inc
- Waste Connections Inc

Asset Allocation (As at 31 Mar 2017)

By Country

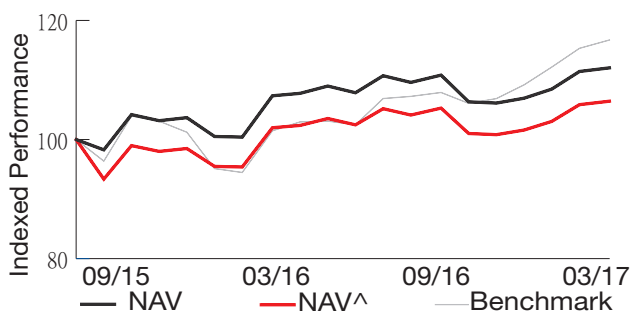


By Sector



Performance of Class USD Acc

5th August 15 To 31st March 17, Performance Based in US Dollar.



Perf	NAV	NAV^	BM
1 month	0.55%	-4.48%	1.22%
3 months	4.77%	-0.47%	6.91%
6 months	1.11%	-3.95%	8.18%
1 year	4.37%	-0.85%	15.04%
Since Incept	6.39%	3.14%	5.33%

Source: Lipper, a Thomson Reuters Company • Performance of USD Acc as at 31 Mar 17, USD basis, with dividends and distributions reinvested, if any.
 • Performance figures for 1 mth till 1 yr show the % change, while those exceeding 1 yr show the average annual compounded return.

*The above chart reflects performance from the first month end of the Fund. ^5% sales charge applied

Benchmark (BM) : MSCI AC World Index

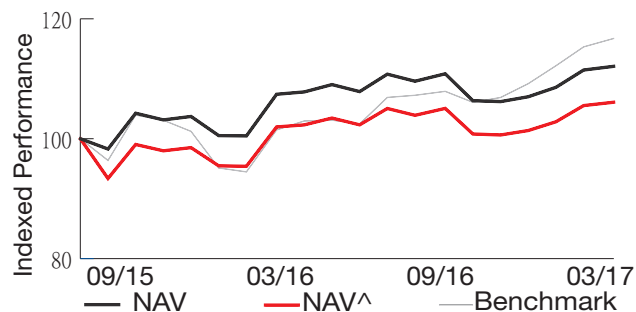
United Global Durable Equities Fund - Class USD

大华全球永续企业基金 - 美元计价类股

Portfolios Factsheet

Performance of Class USD Dist

6th August 15 To 31st March 17, Performance Based in US Dollar.



*The above chart reflects performance from the first month end of the Fund. ^5% sales charge applied

Benchmark (BM) : MSCI AC World Index

Perf	NAV	NAV^	BM
1 month	0.56%	-4.47%	1.22%
3 months	4.74%	-0.49%	6.91%
6 months	1.12%	-3.93%	8.18%
1 year	4.34%	-0.88%	15.04%
Since Incept	6.43%	3.18%	5.71%

Source: Lipper, a Thomson Reuters Company • Performance of USD Dist as at 31 Mar 17, USD basis, with dividends and distributions reinvested, if any.
• Performance figures for 1 mth till 1 yr show the % change, while those exceeding 1 yr show the average annual compounded return.

Contact Details

Hotline (8 a.m. to 8 p.m. daily)
(Singapore time):

1800 22 22 228

Website: uobam.com.sg

IMPORTANT NOTICE AND DISCLAIMERS

The base currency of the Fund is the SGD. Investors should consider carefully whether to subscribe for units in Class SGD (denominated in SGD) or Class USD (denominated in USD). The difference in the performances of the Fund in USD and SGD terms is a reflection of fluctuating exchange rates during the relevant period.

A prospectus for the fund(s) (the "Fund(s)") may be obtained from the Manager or any of its appointed distributors. Investors should read the prospectus before deciding whether to subscribe for or purchase units in the Fund(s) ("Units"). All applications for Units must be made on application forms accompanying the prospectus or otherwise as described in the prospectus. **Past performance of the Fund(s) or the Manager (whether in USD or SGD terms) and any prediction, projection or forecast on the economy or markets are not necessarily indicative of the future or likely performance of the Fund(s) or the Manager.** Any extraordinary performance may be due to exceptional circumstances which may not be sustainable. The value of Units and any income from the Fund(s) may fall as well as rise. The above information is strictly for general information only and must not be construed as an offer or solicitation to deal in Units, nor a recommendation to invest in any company mentioned herein. Investments in unit trusts are not obligations of, deposits in, or guaranteed or insured by UOB, UOBAM, or any affiliates or distributors. The Fund(s) may use or invest in financial derivative instruments and you should be aware of the risks associated with investments in financial derivative instruments which are described in the Fund's prospectus. An investment in unit trusts is subject to investment risks and foreign exchange risks, including the possible loss of the principal amount invested. Investors may wish to seek advice from a financial adviser before making a commitment to invest in Units. In the event an investor chooses not to seek advice from a financial adviser, the investor should consider carefully whether the Fund(s) is/are suitable for him. UOB Asset Management Ltd Co. Reg. No.: 198600120Z