

United China-India Dynamic Growth Fund - Class SGD

大华中印蓬勃增长基金 - 新元计价类股

Portfolios Factsheet



Fund Objective

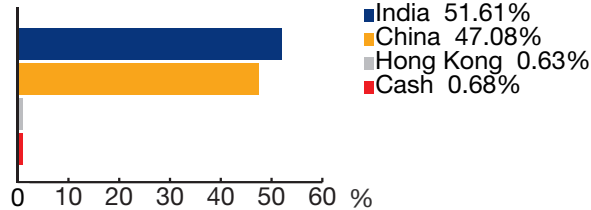
The investment objective of the Fund is to achieve medium to long term capital appreciation through investing mainly in the securities of corporations in, or corporations listed or to be listed on stock exchanges in, or corporations (wherever located) which, in the opinion of the Managers, derive significant revenue or profits from or have significant assets or business interests in, the People's Republic of China (China) or the Republic of India (India).

Top 10 Holdings (As at 31 Mar 2017)

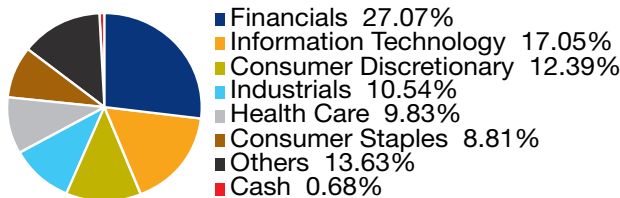
- Tencent Hlds Ltd
- BAJAJ Finance Ltd
- Alibaba Grp Hld Ltd
- YES Bank Ltd
- Indusind Bank Ltd
- HDFC Bank Ltd
- Infosys Ltd
- Kotak Mahindra Bank Ltd
- China Mobile Ltd (K)
- Bank of China

Asset Allocation (As at 31 Mar 2017)

By Country



By Sector

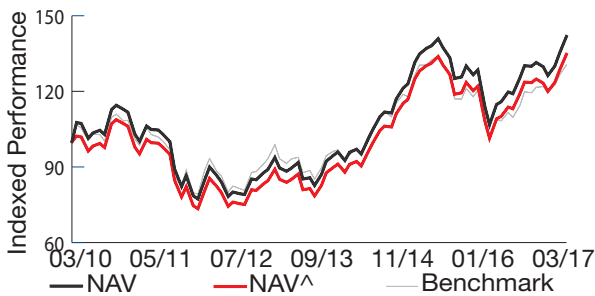


Fund Details

LAUNCH DATE	February 2010
UNIT CLASS	Class SGD
FUND SIZE	S\$24.89 million
NAV PRICE	S\$1.430 (as at 31 Mar 17)
SUBSCRIPTION	Cash & SRS
INITIAL INVESTMENT	S\$1,000
SUB INVESTMENT	S\$500
MANAGEMENT FEE	1.50% p.a.
SUBSCRIPTION FEE	5% (Cash, SRS)
MINIMUM RSP	S\$100/month, S\$500/quarter
TRUSTEE	HSBC Institutional Trust
ISIN CODE	SG9999006597
BLOOMBERG CODE	UCIDGRS SP

Performance of Class SGD

22nd February 10 To 31st March 17, Performance Based in Singapore Dollar.



Perf	NAV	NAV^	BM
1 month	4.99%	-0.26%	3.24%
3 months	12.33%	6.72%	9.06%
6 months	9.16%	3.70%	9.27%
1 year	23.60%	17.42%	20.15%
3 years	13.49%	11.57%	10.23%
5 years	10.34%	9.22%	8.10%
Since Incept	5.10%	4.35%	3.97%

Source: Lipper, a Thomson Reuters Company • Performance of class SGD as at 31 Mar 17, SGD basis, with dividends and distributions reinvested, if any. • Performance figures for 1 mth till 1 yr show the % change, while those exceeding 1 yr show the average annual compounded return.

*The above chart reflects performance from the first month end of the Fund. ^5% sales charge applied.

Benchmark (BM) : Since Inception – 30 Aug 15: 50% MSCI China and 50% MSCI India; 31 Aug 15 - Current: 25% SSE 50 China A Share, 25% MSCI China and 50% MSCI India.

IMPORTANT NOTICE AND DISCLAIMERS

A prospectus for the fund(s) (the "Fund(s)") may be obtained from the Manager or any of its appointed distributors. Investors should read the prospectus before deciding whether to subscribe for or purchase units in the Fund(s) ("Units"). All applications for Units must be made on application forms accompanying the prospectus or otherwise as described in the prospectus. **Past performance of the Fund(s) or the Manager and any prediction, projection or forecast on the economy or markets are not necessarily indicative of the future or likely performance of the Fund(s) or the Manager.** Any extraordinary performance may be due to exceptional circumstances which may not be sustainable. The value of Units and any income from the Fund(s) may fall as well as rise. The above information is strictly for general information only and must not be construed as an offer or solicitation to deal in Units, nor a recommendation to invest in any company mentioned herein. Investments in unit trusts are not obligations of, deposits in, or guaranteed or insured by UOB, UOBAM, or any affiliates or distributors. The Fund may use or invest in financial derivative instruments and you should be aware of the risks associated with investments in financial derivative instruments which are described in the Fund's prospectus. An investment in unit trusts is subject to investment risks and foreign exchange risks, including the possible loss of the principal amount invested. Investors may wish to seek advice from a financial adviser before making a commitment to invest in Units. In the event an investor chooses not to seek advice from a financial adviser, the investor should consider carefully whether the Fund(s) is/are suitable for him.

Contact Details

Hotline (8 a.m. to 8 p.m. daily) (Singapore time):
1800 22 22 228
Website: uobam.com.sg