

## United Asian High Yield Bond Fund - Class USD

### 大华亚洲高收益债券基金 - 美元计价类股

Portfolios Factsheet

#### Fund Objective

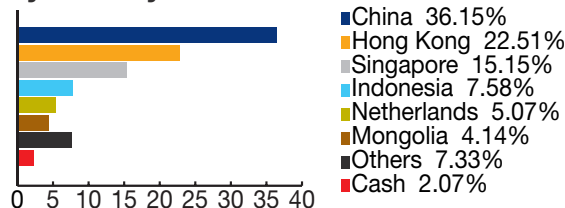
The United Asian High Yield Bond Fund seeks to achieve a total return consisting of high income and capital appreciation by investing primarily in high yield fixed income or debt securities (including money market instruments) issued by Asian corporations, financial institutions, governments and their agencies.

#### Top 5 Holdings (As at 31 Mar 2017)

Mongolia	8.75%	17-9/3/24
West China Cem	6.5%	14-11/9/19
Guanghui Grp	7.8%	17-30/3/20
Japfa Comfeed	5.5%	17-31/3/22
Franshion Brilla	17-29/12/49	

#### Asset Allocation (As at 31 Mar 2017)

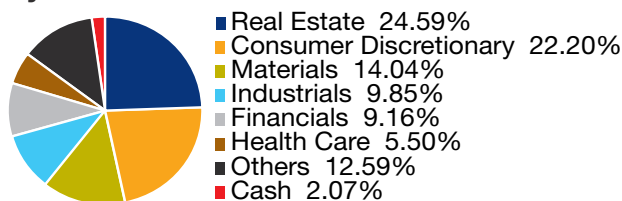
##### By Country



#### Fund Characteristics (As at 31 Mar 2017)

Effective Duration	3.0 Years
Number of Issues	41
Weighted Average Maturity	2.8 Years
Weighted Average Yield to Maturity	5.8%
3 Years Annualised Std Deviation	NA

##### By Sector



#### Fund Details

##### LAUNCH DATE

May 2015

##### UNIT CLASS

USD Dist  
USD Acc

##### FUND SIZE

US\$3.41 million

##### NAV PRICE

USD Dist US\$1.085  
USD Acc US\$1.171  
(As at 31 Mar 17)

##### SUBSCRIPTION

USD Dist (Cash)  
USD Acc (Cash)

##### INITIAL INVESTMENT

USD Dist US\$1,000  
USD Acc US\$1,000

##### SUB INVESTMENT

USD Dist US\$500  
USD Acc US\$500

##### MANAGEMENT FEE

USD Dist 1.25% p.a.  
USD Acc 1.25% p.a.

##### SUBSCRIPTION FEE

USD Dist 3% (Cash)  
USD Acc 3% (Cash)

##### MINIMUM RSP

US\$100/month,  
US\$500/quarter

##### TRUSTEE

BNP Paribas Trust

##### ISIN CODE

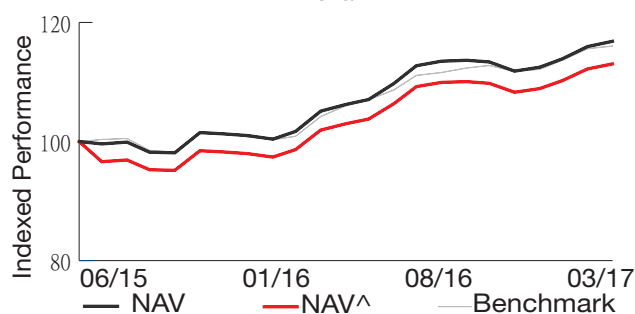
USD Dist SG9999010045  
USD Acc SG9999010037

##### BLOOMBERG CODE

USD Dist UAHYBUD SP  
USD Acc UAHYBUA SP

#### Performance of Class USD Dist

19th May 15 To 31st March 17, Performance Based in US Dollar.



Perf	NAV	NAV^	BM
1 month	0.77%	-2.25%	0.39%
3 months	3.88%	0.76%	3.50%
6 months	2.81%	-0.27%	3.29%
1 year	11.17%	7.83%	11.36%
Since Incept	8.69%	6.93%	8.19%

Source: Lipper, a Thomson Reuters Company • Performance of USD Dist as at 31 Mar 17, USD basis, with dividends and distributions reinvested, if any.  
• Performance figures for 1 mth till 1 yr show the % change, while those exceeding 1 yr show the average annual compounded return.

\*The above chart reflects performance from the first month end of the Fund. ^3% sales charge applied.

Benchmark (BM) : J.P. Morgan Asia Credit Index (JACI) Non-Investment Grade Total Return Index

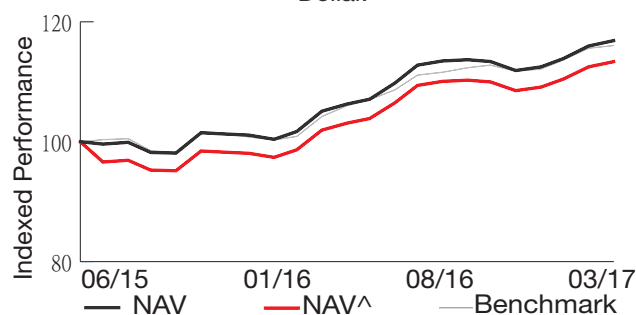
## United Asian High Yield Bond Fund - Class USD

大华亚洲高收益债券基金 - 美元计价类股

Portfolios Factsheet

### Performance of Class USD Acc

19th May 15 To 31st March 17, Performance Based in US Dollar.



\*The above chart reflects performance from the first month end of the Fund. ^3% sales charge applied.

Benchmark (BM) : J.P. Morgan Asia Credit Index (JACI) Non-Investment Grade Total Return Index

Perf	NAV	NAV^	BM
1 month	0.77%	-2.25%	0.39%
3 months	3.90%	0.79%	3.50%
6 months	2.81%	-0.27%	3.29%
1 year	11.21%	7.87%	11.36%
Since Incept	8.70%	6.94%	8.19%

Source: Lipper, a Thomson Reuters Company • Performance of USD Acc as at 31 Mar 17, USD basis, with dividends and distributions reinvested, if any.  
• Performance figures for 1 mth till 1 yr show the % change, while those exceeding 1 yr show the average annual compounded return.

### Contact Details

Hotline (8 a.m. to 8 p.m. daily)  
(Singapore time):

1800 22 22 228

Website: uobam.com.sg

### IMPORTANT NOTICE AND DISCLAIMERS

The base currency of the Fund is the SGD. Investors should consider carefully whether to subscribe for units in Class SGD (denominated in SGD) or Class USD (denominated in USD). The difference in the performances of the Fund in USD and SGD terms is a reflection of fluctuating exchange rates during the relevant period.

A prospectus for the fund(s) (the "Fund(s)") may be obtained from the Manager or any of its appointed distributors. Investors should read the prospectus before deciding whether to subscribe for or purchase units in the Fund(s) ("Units"). All applications for Units must be made on application forms accompanying the prospectus or otherwise as described in the prospectus. **Past performance of the Fund(s) or the Manager (whether in USD or SGD terms) and any prediction, projection or forecast on the economy or markets are not necessarily indicative of the future or likely performance of the Fund(s) or the Manager.** Any extraordinary performance may be due to exceptional circumstances which may not be sustainable. The value of Units and any income from the Fund(s) may fall as well as rise. The above information is strictly for general information only and must not be construed as an offer or solicitation to deal in Units, nor a recommendation to invest in any company mentioned herein. Investments in unit trusts are not obligations of, deposits in, or guaranteed or insured by UOB, UOBAM, or any affiliates or distributors. The Fund(s) may use or invest in financial derivative instruments and you should be aware of the risks associated with investments in financial derivative instruments which are described in the Fund's prospectus. An investment in unit trusts is subject to investment risks and foreign exchange risks, including the possible loss of the principal amount invested. Investors may wish to seek advice from a financial adviser before making a commitment to invest in Units. In the event an investor chooses not to seek advice from a financial adviser, the investor should consider carefully whether the Fund(s) is/are suitable for him. UOB Asset Management Ltd Co. Reg. No.: 198600120Z