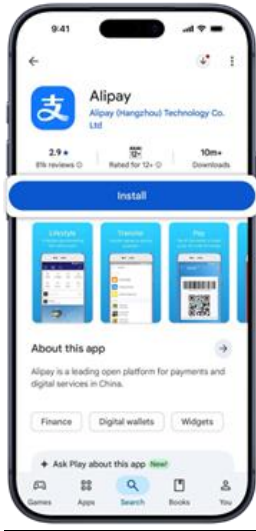


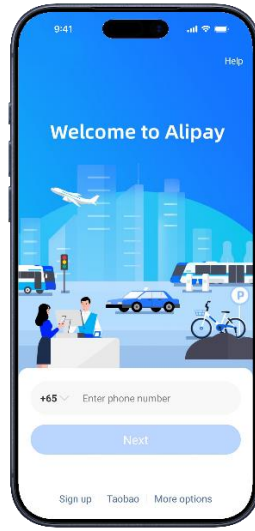
# Steps to link your UOB UnionPay Card to your Alipay & Weixin (WeChat) Pay account

## ➤ Alipay

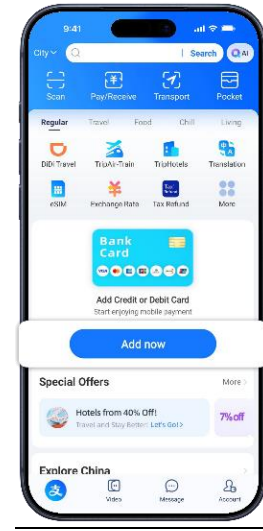
**Step 1:** Download or update your Alipay App.



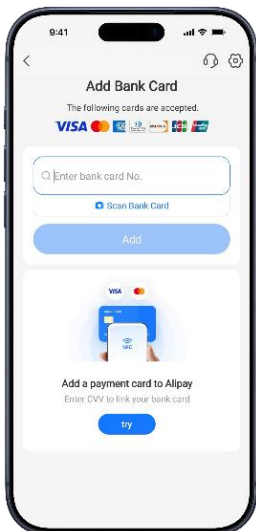
**Step 2:** Sign up for a new account or log in to the Alipay App.



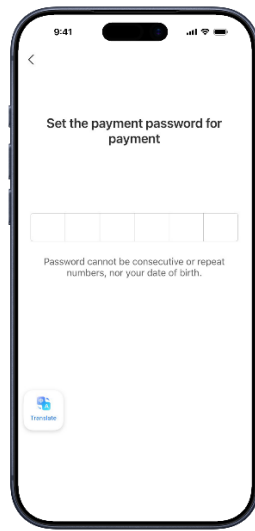
**Step 3:** Tap on "Add now".



**Step 4:** Add your UOB UnionPay Card details.



**Step 5:** Set a password for payment verification.



**Step 6:** You can now pay with your UOB UnionPay Card using your Alipay App.



## ➤ WeChat Pay

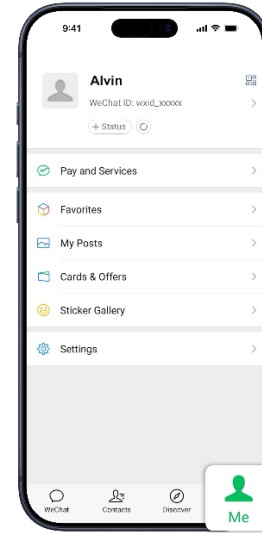
**Step 1:** Download or update your WeChat App.



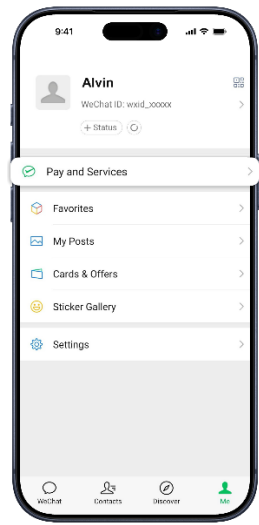
**Step 2:** Sign up for a new account or log in to the WeChat App.



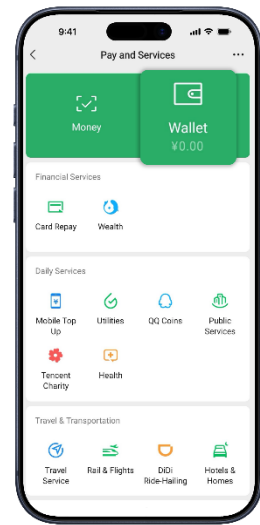
**Step 3:** Tap on "Me".



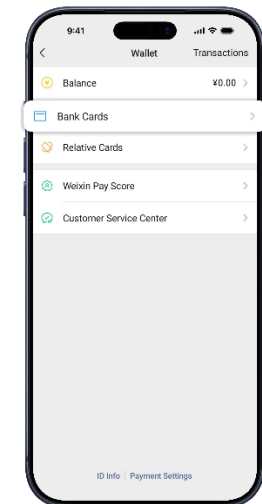
**Step 4:** Tap on "Pay and Services".



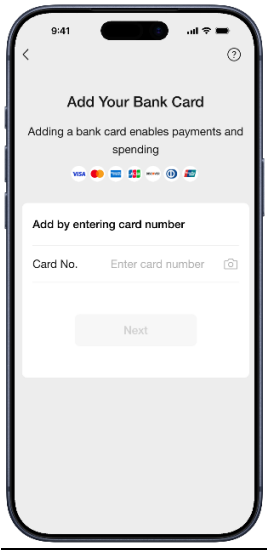
**Step 5:** Tap on "Wallet".



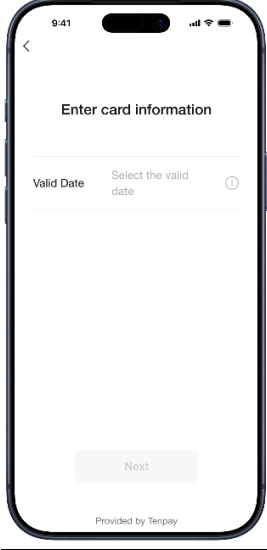
**Step 6:** Select "Bank Cards".



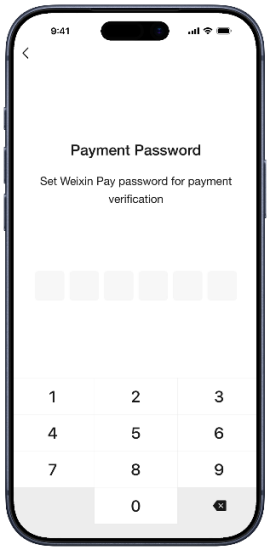
**Step 7:** Add your UOB UnionPay Card details.



**Step 8:** Enter your card expiry date (MM/YY).



**Step 9:** Set a password for payment verification.



**Step 10:** You can now pay with your UOB UnionPay Card using your WeChat App.

