

# **How to redeem the complimentary health screening?**

UOB Lady's Savings Account

# How to redeem the complimentary health screening for UOB Lady's Savings Accountholder?



The complimentary health screening include:

- Biophysics – Blood Pressure, Height, Weight, BMI
- Laboratory Test
  - Cholesterol Profile – Total Cholesterol, HDL, LDL Cholesterol, Triglycerides, Total/HDL Chol Ratio
  - Diabetes Screen – Fasting Blood Glucose
- 4-strain flu vaccination
- Ovarian Cancer Marker test (Ca125)

The complimentary health screening for UOB Lady's Savings Accountholder can be redeemed at

1. MHC Medical Centre (Amara): <https://mhcamara.sg> or
2. Bethesda Medical Centre (Suntec): <https://www.bethesdamedical.com.sg/appointment>

During your visit, present your UOB Lady's Savings Account eCard for verification.

## **MHC Medical Centre (Amara)**

100 Tras Street #15-01 100AM Singapore 079027

Telephone: (65) 6225 5220

Fax: (65) 6225 5426

Opening Hours: Monday to Friday : 9am - 5pm

Saturday : 9am - 1pm

Sunday: Closed

Public Holiday : Closed

Lunar New Year Eve: 9am-1pm (Last Registration at 12pm)

## **Bethesda Medical Centre**

3 Temasek Boulevard #03-330 Suntec City Mall

(North Wing between Towers 1&2) Singapore 038983

Tel: 6337 8933

Opening Hours:

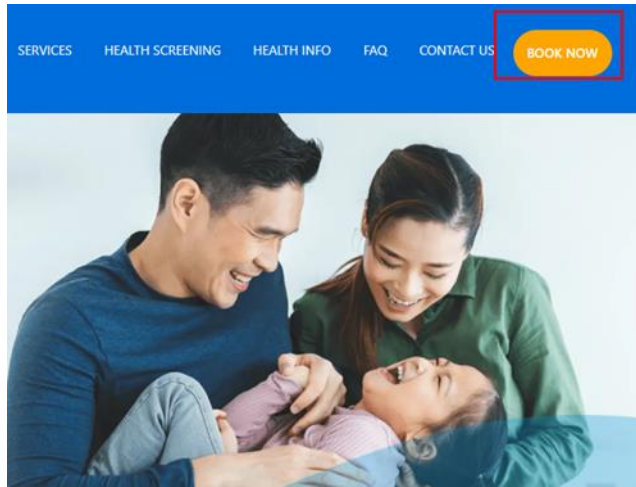
Mondays – Fridays: 8:30am – 1:00pm; 2:00pm – 5:30pm

Saturdays: 9:00am – 12:00noon

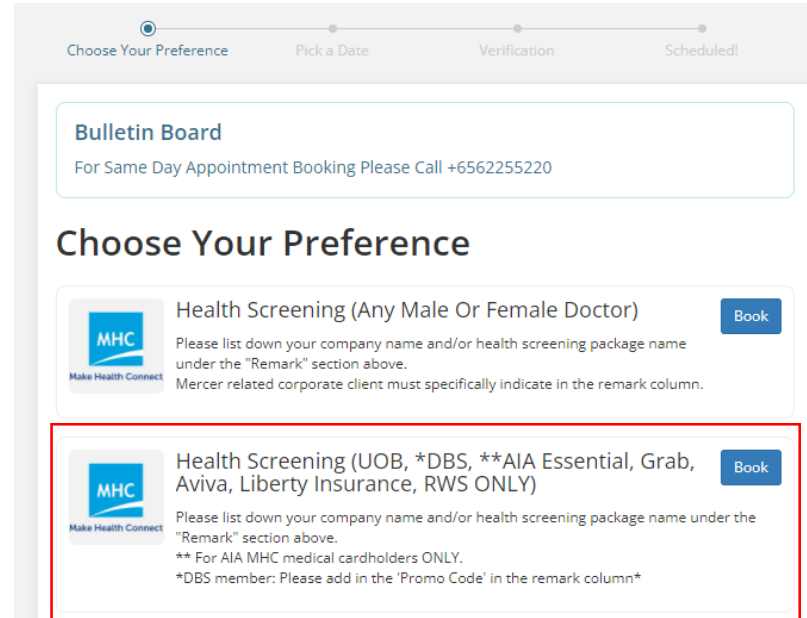
For redemptions via MHC, complete your registration at <https://mhcamara.sg>.



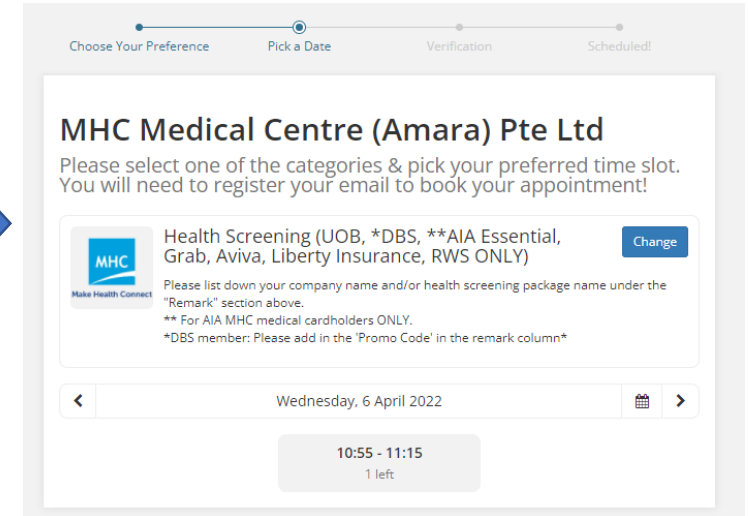
Step 1: Click on "Book Now"



Step 2: Select "Health Screening (UOB...)"



Step 3: Pick your preferred Date & Time



Step 5: Confirm your booking by logging in via Google or your registered email with MHC.

Step 6: Upon booking confirmation, you may choose to reschedule or cancel your appointment.

Step 7: Flash the UOB Lady's Savings Account eCard found in UOB TMRW app at the clinic to proceed with the health screening.

Step 4: Fill in your contact details.



Under "Appointment Info", select 'Basic / Essential Health Screening' as your appointment type and indicate 'UOB Basic Health Screening' under remarks

6 April 2022, 10:55 (Wednesday) ✕

**Contact Info**

Name (Full name as per NRIC/ID)

Mobile

**Appointment Info**

Appointment Type

Remark

For redemptions via Bethesda Medical, visit <https://www.bethesdamedical.com.sg/uob-ladys-account>



Step 1: Select “UOB Lady’s Account” under Preferred Services and “UOB Lady’s Basic Package” under Preferred Plan

Step 2: Select your preferred doctor, as well as appointment date and time.

UOB Lady’s Account [Home](#) → [UOB Lady’s Account](#)

Bethesda Deluxe / Ladies / Other Health Screen

Company Health Screen

MHC Life Stage Packages

Health Screen Appt / Preparation

Please fill up the booking form:

Preferred Services: UOB Lady’s Account

Preferred Plan: UOB Lady’s Basic Package

Preferred Staff: Select Preferred Staff

Preferred Appointment Date: March 14, 2022

Start from: 8:30 am

Finish by: 4:40 pm

**NEXT**



### Step 3: Confirm your appointment details

Below you can find a list of services selected for booking.

Preferred Plan	Date	Time	Preferred Staff	
UOB Lady’s Basic Package	March 22, 2022	9:10 am	Dr Tina / Female Doctor	

**BACK**

**NEXT**



### Step 4: Fill in your contact details.

You selected a booking for UOB Lady’s Account - UOB Lady’s Basic Package by Dr Tina / Female Doctor at 9:10 am on March 22, 2022. Please provide your details in the form below to proceed with booking.

Name:

Phone:

Email:

Remarks:

**BACK** **NEXT**



Step 5: The clinic will contact you shortly to confirm your appointment.

Step 6: Flash the UOB Lady’s Savings Account eCard found in UOB TMRW app at the clinic to proceed with the health screening.