

**United Asian Bond Fund**

大华亚洲债券基金

Portfolios Factsheet

**Fund Objective**

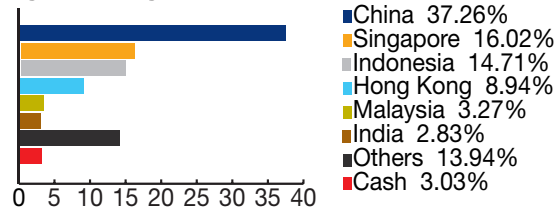
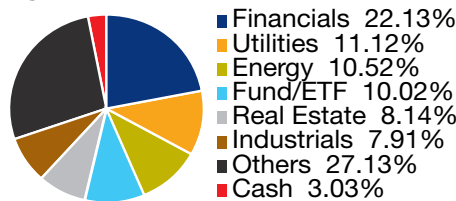
The Fund seeks to provide stable current income and capital appreciation by investing primarily in debt securities issued by Asian corporations, financial institutions, governments and their agencies (including money market instruments).

**Top 5 Holdings (As at 31 Mar 2017)**

United Asian High Yield Bond Fund A1  
 ICBC Ltd 4.8% 15-21/9/25  
 Yestar Intl Hld 6.9% 16-15/9/21  
 China Railway 3.2% 16-28/7/26  
 Korea Gas Corp 3.5% 15-21/7/25

**Fund Characteristics (As at 31 Mar 2017)**

Effective Duration 4.6 Years  
 Number of Issues 74  
 Weighted Average Maturity 6.7 Years  
 Weighted Average Yield to Maturity 4.0%  
 3 Years Annualised Std Deviation 5.0%

**Asset Allocation (As at 31 Mar 2017)**
**By Country**

**By Sector**

**Fund Details**
**LAUNCH DATE**

April 2000

**UNIT CLASS**

Class SGD

Class USD

**FUND SIZE**
**\$200.61 M**
**NAV PRICE**

Class SGD S\$1.899

Class USD US\$0.886

(As at 31 Mar 17)

**SUBSCRIPTION**

Class SGD (Cash &amp; SRS)

Class USD (Cash)

**INITIAL INVESTMENT**

Class SGD S\$1,000

Class USD US\$1,000

**SUB INVESTMENT**

Class SGD S\$500

Class USD US\$500

**MANAGEMENT FEE**

Class SGD 1.10% p.a.

Class USD 1.10% p.a.

**SUBSCRIPTION FEE**

Class SGD 3% (Cash, SRS)

Class USD 3% (Cash)

**MINIMUM RSP**

S\$100/month,

S\$500/quarter

**TRUSTEE**
**BNP Paribas Trust**
**ISIN CODE**

Class SGD SG9999001416

Class USD SG9999010003

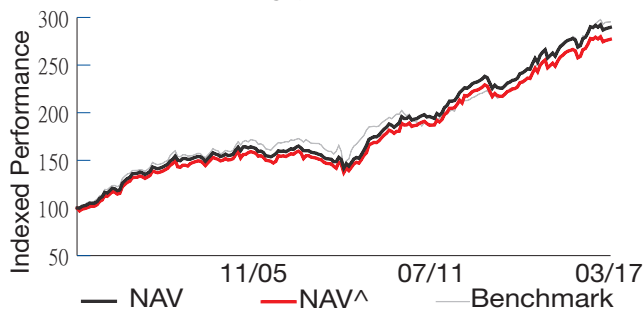
**BLOOMBERG CODE**

Class SGD OUBASIB SP

Class USD OUBASIU SP

**Performance of Class SGD**


5th April 00 To 31st March 17, Performance Based in Singapore Dollar.



\*The above chart reflects performance from the first month end of the Fund. ^3% sales charge applied

| Perf         | NAV    | NAV^   | BM     |
|--------------|--------|--------|--------|
| 1 month      | 0.52%  | -2.49% | 0.15%  |
| 3 months     | -0.89% | -3.86% | -0.81% |
| 6 months     | 0.11%  | -2.90% | 1.94%  |
| 1 year       | 7.74%  | 4.51%  | 8.74%  |
| 3 years      | 7.30%  | 6.21%  | 9.35%  |
| 5 years      | 6.42%  | 5.78%  | 7.79%  |
| 10 years     | 6.01%  | 5.69%  | 5.61%  |
| Since Incept | 6.44%  | 6.25%  | 6.58%  |

Source: Lipper, a Thomson Reuters Company • Performance of Class SGD as at 31 Mar 17, SGD basis, with dividends and distributions reinvested, if any. • Performance figures for 1 mth till 1 yr show the % change, while those exceeding 1 yr show the average annual compounded return.

Benchmark (BM) : Apr 00 - Jul 03 : JP Morgan Emerging Mkts Bond Index Global Constrained Asia; Aug 03 - Dec 06 : JP Morgan Asia Bond Total Return Composite; Jan 07 - Present : JP Morgan Asia Credit Index Total Return Composite.

**Fund Awards**

Morningstar Awards 13  
 The Edge-Lipper SG UT  
 Fund Awards 14, 13, 12, 11,  
 10, 03  
 SG Inv. Fund Awards 02

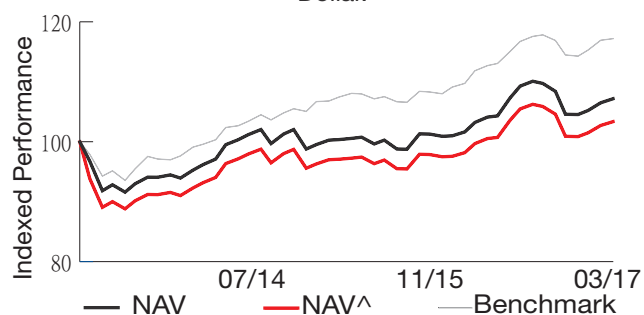
## United Asian Bond Fund

大华亚洲债券基金

Portfolios Factsheet

## Performance of Class USD

12th April 13 To 31st March 17, Performance Based in US Dollar.



\*The above chart reflects performance from the first month end of the Fund. ^3% sales charge applied

Benchmark (BM) : Apr 00 - Jul 03 : JP Morgan Emerging Mkts Bond Index Global Constrained Asia; Aug 03 - Dec 06 : JP Morgan Asia Bond Total Return Composite; Jan 07 - Present : JP Morgan Asia Credit Index Total Return Composite.

| Perf         | NAV    | NAV^   | BM     |
|--------------|--------|--------|--------|
| 1 month      | 0.65%  | -2.37% | 0.24%  |
| 3 months     | 2.53%  | -0.54% | 2.56%  |
| 6 months     | -2.31% | -5.24% | -0.53% |
| 1 year       | 3.85%  | 0.73%  | 4.80%  |
| 3 years      | 3.67%  | 2.63%  | 5.58%  |
| Since Incept | 1.92%  | 1.14%  | 4.25%  |

Source: Lipper, a Thomson Reuters Company • Performance of Class USD as at 31 Mar 17, USD basis, with dividends and distributions reinvested, if any. • Performance figures for 1 mth till 1 yr show the % change, while those exceeding 1 yr show the average annual compounded return.

## Contact Details

Hotline (8 a.m. to 8 p.m. daily)  
(Singapore time):  
1800 22 22 228  
Website: uobam.com.sg

## IMPORTANT NOTICE AND DISCLAIMERS

The base currency of the Fund is the SGD. Investors should consider carefully whether to subscribe for units in the base currency of the Fund or for units in various classes which are denominated in their respective currencies. The difference in the performances of the Fund in various currencies is a reflection of fluctuating exchange rates during the relevant period.

A prospectus for the fund(s) (the "Fund(s)") may be obtained from the Manager or any of its appointed distributors. Investors should read the prospectus before deciding whether to subscribe for or purchase units in the Fund(s) ("Units"). All applications for Units must be made on application forms accompanying the prospectus or otherwise as described in the prospectus. **Past performance of the Fund(s) or the Manager (whether in USD or SGD terms) and any prediction, projection or forecast on the economy or markets are not necessarily indicative of the future or likely performance of the Fund(s) or the Manager.** Any extraordinary performance may be due to exceptional circumstances which may not be sustainable. The value of Units and any income from the Fund(s) may fall as well as rise. The above information is strictly for general information only and must not be construed as an offer or solicitation to deal in Units, nor a recommendation to invest in any company mentioned herein. Investments in unit trusts are not obligations of, deposits in, or guaranteed or insured by UOB, UOBAM, or any affiliates or distributors. The Fund may use or invest in financial derivative instruments and you should be aware of the risks associated with investments in financial derivative instruments which are described in the Fund's prospectus. An investment in unit trusts is subject to investment risks and foreign exchange risks, including the possible loss of the principal amount invested. Investors may wish to seek advice from a financial adviser before making a commitment to invest in Units. In the event an investor chooses not to seek advice from a financial adviser, the investor should consider carefully whether the Fund(s) is/are suitable for him. Morningstar Awards 2013(c). Morningstar, Inc. All Rights Reserved. Awarded to United Asian Bond Fund - Class SGD for Best Asia Bond Fund, Singapore.

UOB Asset Management Ltd Co. Reg. No.: 198600120Z