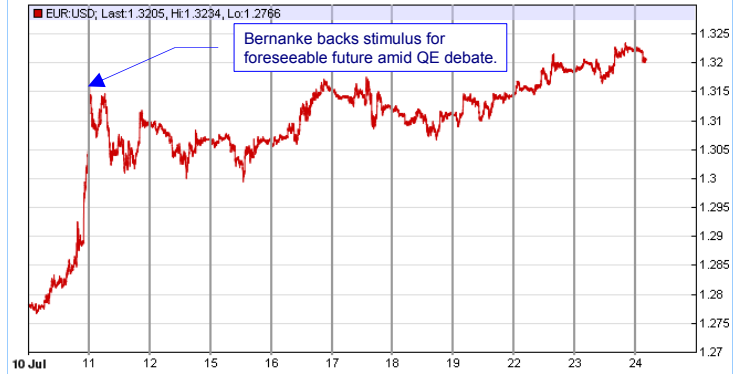




Short Term Currency Views

Suggested MaxiYield Pairings

Base Currency:	EUR	USD
Alternate Currency:	USD	EUR
Strike Price:	1.3350	1.2950
Spot Ref:	1.3205	
Tenor:	2 weeks	
Date:	24 Jul 2013	
Time:	11:05 hrs	
Resistance / Support:	1.3300	1.2980
Commentary:		



- G-20 reaches for growth as China changes lending rules (Sun 21-Jul).
- French business confidence rises to highest in 15 months (Tue 23-Jul).
- US dollar falls on weak US manufacturing data (Tue 23-Jul).

- Spain's GDP seen as shrinking, as recession slows (Tue 23-Jul).
- Eurozone consumer confidence nears 2-year high in July (Tue 23-Jul).
- China July Flash HSBC manufacturing PMI falls to 11-month low (Wed 24-Jul).

G-20 finance chiefs sought to buttress the global economic recovery with pledges to avoid spooking markets as China moved to scrap a lending rule that had constrained its banks, and will pursue "carefully calibrated and clearly communicated" policy moves so that the US and Japan don't cause damage when they start rolling back stimulus.

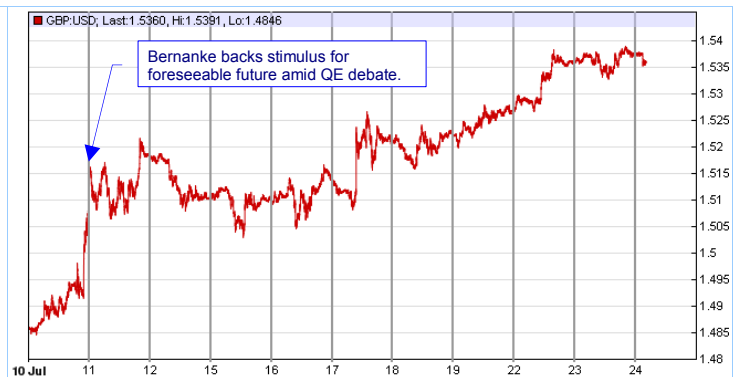
Spain's central bank said Spain's economy likely contracted 0.1% in Q2 from Q1, the latest sign that Spain, eurozone's fourth-largest economy, may be close to emerging from a recession started in late 2011. In the first official estimate of quarterly economic performance, the Bank of Spain said GDP likely contracted 1.8% from Q2 of 2012. In Q1 this year, the economy had contracted 0.5% on the quarter and 2% on the year. Spain's statistics institute, INE, plans to issue its first Q2 GDP estimate on July 30.

French business confidence rose to the highest in 15 months in July, indicating that improving demand is helping to support an economy that's stagnated for the past two years. Sentiment among industrial executives increased to 95 in from 93 in June, national statistics office Insee in Paris said. That's above the reading of 94 that was the median forecast of 21 economists in a Bloomberg News survey. A broader index including the services, wholesale and construction industries climbed to 87 from 86.

Consumer morale in the eurozone improved by more than expected in July, rising to its highest level in almost two years, the EC said on Tuesday. Consumer confidence in the 17 countries using the euro jumped to -17.4 points in July from -18.8 points in June, beating market expectations for a rise to -18.30 points. The reading was the best since August 2011, when it stood at -16.8. In the whole of the European Union, consumer confidence recovered even faster to -14.8 from -17.5 in June. Improving consumer confidence follows on from better manufacturing data this week and points to a recovery in the second half of this year to pull the eurozone out of recession.

The US dollar has fallen again after a weak economic report from the US Federal Reserve Bank of Richmond caught investors off guard after a strong manufacturing report last week from the Philadelphia Fed. The Richmond Fed's manufacturing activity index fell 18 points to a reading of -11. Shipments fell sharply as did new orders.

Base Currency:	GBP	USD
Alternate Currency:	USD	GBP
Strike Price:	1.5500	1.4950
Spot Ref:	1.5360	
Tenor:	2 weeks	
Date:	24 Jul 2013	
Time:	11:05 hrs	
Resistance / Support:	1.5534	1.4813
Commentary:		



- UK retail sales rise for second straight month (Thu 18-Jul).
- London luxury homes' average value climbs above £2 million (Tue 23-Jul).

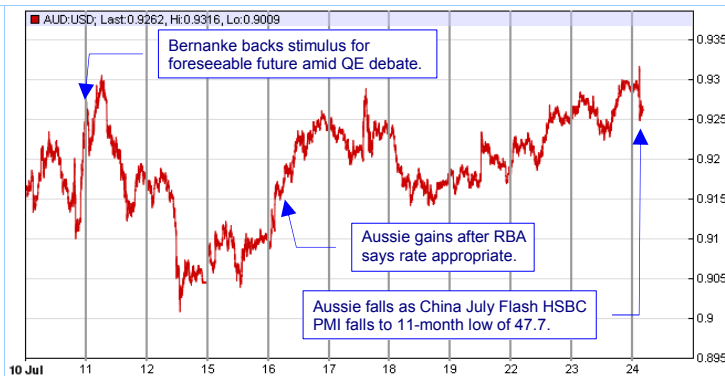
- Public finances show borrowing running in line with government goal (Fri 19-Jul).

UK retail sales rose for a second month in June as discounts at department stores drove demand for clothes and electrical products. Sales including fuel rose 0.2% from May, when they surged 2.1%. That's the first consecutive increase since July 2012. The forecast was for a 0.3% gain. From a year earlier, sales increased 2.2%. In Q2, retail sales rose 0.9% from Q1. Retail sales account for about 5.7% of the economy and the Q2 increase equates to a contribution of 0.1% to GDP. Excluding fuel, retail sales rose 0.2% in June from May and increased 2.1% from a year earlier. The NIESR estimates GDP rose 0.6% in the quarter through June.

Britain's public finances showed a slightly bigger than expected deficit in June, but overall underlying borrowing for the first three months of the tax year showed the government on track to meet its borrowing goal. The government's preferred measure of public borrowing, which strips out some of the effects of its bank bailouts, showed a deficit of £8.470 billion in June, the ONS said. This is down from £11.869 billion in June 2012 and slightly higher than the deficit of £8.0 billion forecast by analysts.

Overseas investors are buying central London homes to preserve wealth amid political and economic tension in their home markets, causing the average value to rise above £2 million for the first time in Q2 as more purchasers competed for fewer properties on the market. Home values in prime locations from Chelsea to Kensington rose 9.3% y/y in June. The number of buyers seeking homes in the most expensive districts rose 11% from Q1, while residences available for sale declined by 14%.

Base Currency:	AUD	USD
Alternate Currency:	USD	AUD
Strike Price:	0.9350	0.9000
Spot Ref:	0.9262	
Tenor:	2 weeks	
Date:	24 Jul 2013	
Time:	11:05 hrs	
Resistance / Support:	0.9346	0.8993
Commentary:		



- Home prices in Australia's mining region falls (Mon 22-Jul).
- Mortgage demand highest in three years (Tue 23-Jul).
- Rate-cut ammo running low challenges RBA as China slows (Tue 23-Jul).
- CPI inflation rose 0.4% in the June quarter; slows to 2.4% on-year (Wed 24-Jul).

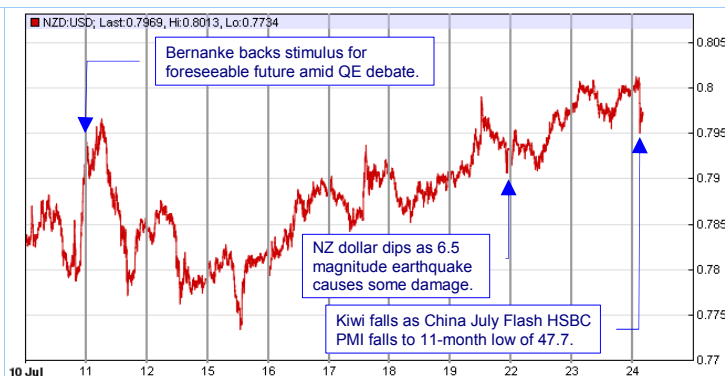
Home prices in Australia's isolated mining towns, which outpaced increases in the rest of the nation over the past decade, are falling as mining companies delay projects and lay off workers amid a slowing resources boom. Homeowners more than 30 days behind on their mortgage payments in Gladstone, a Queensland coastal town near more than US\$60 billion of gas projects, was 0.94% in March, a 71% increase in six months. Demand for housing in central Queensland and Western Australia's Pilbara, the two biggest mining areas, is waning as property developers keep building. About A\$150 billion of mining and energy projects have been cancelled in the past year.

China's economy extended the longest stretch of sub-8% growth in at least two decades in Q2, a government report showed July 15. With Premier Li Keqiang seeking to rein in credit, China's largest private shipyard has sought a bailout, underscoring prospects demand will recede for Australian iron ore and coal. Traders are pricing in a 77% chance that Governor Glenn Stevens will cut rates by 0.25% again to weaken the currency and boost exports at next month's policy meeting (6-Aug). He could emulate global counterparts in stating how long he'll keep borrowing costs low. In a worst-case scenario, where a financial crunch accompanies a slowdown, economists say any asset purchase program would face a scarcity of government debt, forcing the RBA to mull options including buying foreign bonds.

The housing market has seen its biggest jump in mortgage demand in three years, outpacing other forms of consumer credit. Credit data provider Veda says mortgage applications surged by an annual rate of 6.9% in the June quarter, the strongest rise since June 2010, and up from just 1.9% as of the March quarter. Hopes are being pinned on the housing industry as one sector to take up the slack as the mining investment boom fades. The surge in enquiries during Q2 coincided with an RBA rate cut to an all-time low of 2.75% in May. Mortgage enquiries are a good indicator of home buyer demand and tend to lead movements in house prices by six to nine months.

The price of Australian consumer goods and services rose 0.4% in the June quarter. The CPI, a key measure of inflation, rose 2.4% in the year to June. Seasonally adjusted CPI rose 0.5% in the June quarter, and was up 2.3% in the year to June. The ABS calculates the trimmed mean and weighted median measures for the RBA, which uses them to gauge the underlying trend in inflation. The trimmed mean CPI rose 0.5% in the June quarter, for an annual growth rate of 2.2%. The weighted median CPI rose 0.7% in the June quarter, for an annual rise of 2.6%. The RBA's annual inflation target is 2%-3% and the latest data will influence its August interest rate decision.

Base Currency:	NZD	USD
Alternate Currency:	USD	NZD
Strike Price:	0.8050	0.7850
Spot Ref:	0.7969	
Tenor:	2 weeks	
Date:	24 Jul 2013	
Time:	11:05 hrs	
Resistance / Support:	0.8030	0.7828
Commentary:		



- NZ dollar dips as Wellington CBD checked for earthquake damage (Mon 22-Jul).
- NZ posts unexpected trade surplus (Wed 24-Jul).
- PM defends RBNZ's plan to curb housing demand as prices soar (Tue 23-Jul).

A swarm of quakes off the coast near Seddon in the upper South Island topped out with a magnitude 6.5 shake at 5.09 pm on Sunday, bigger than the devastating 6.3 magnitude quake that damaged Christchurch in February 2011. Its remoteness meant damage was much less severe, though some buildings in the CBD were damaged.

PM John Key said RBNZ is right to consider new tools to curb housing demand, including limits on low-deposit mortgages. "All tools have to be considered. Absent of any other alternative, then rapidly increasing house prices may see the Reserve Bank raising interest rates. Higher interest rates would put upwards pressure on the Kiwi, which would hurt exporters. Higher borrowing costs are certainly not in the best interests of first-home buyers". Prices rose 7.6% in June from a year ago, the fastest since 2008.

New Zealand has recorded a trade surplus for June, against expectations of a small deficit, as imports of petrol and petroleum products fell faster than exports of dairy products. The trade surplus was NZ\$414 million in June for an annual deficit of NZ\$777 million, according to Statistics New Zealand. Imports dropped 7.4% to NZ\$3.6 billion from the same month a year earlier, while exports fell 3.9% to NZ\$4.02 billion.



For more reports,
 use your smartphone
 to scan the QR code

Disclaimers

The information herein is given on a general basis without obligation and is strictly for information purposes only. It is not intended as an offer or solicitation with respect to the purchase or sale of any investment or insurance product mentioned herein. Nothing herein should be construed as a recommendation or advice to transact in any investment or insurance product mentioned herein.

Although every reasonable care has been taken to ensure the accuracy and objectivity of the information contained in this publication, United Overseas Bank Limited ("the Company") and its employees cannot be held liable for any errors, inaccuracies or omissions, howsoever caused, or for any decision or action taken based on the information or views expressed in this publication. The Company does not warrant the accuracy, adequacy, timeliness or completeness of the information herein for any particular purpose, and expressly disclaims liability for any errors, inaccuracies or omissions. Any opinions, projections and other forward-looking statements regarding future events or performance of, including but not limited to, countries, markets or companies are not necessarily indicative of, and may differ from actual events or results.

The information herein has no regard to the specific objectives, financial situation and particular needs of any specific person. Investors may wish to seek advice from an independent financial advisor before investing in any investment or insurance product. Should you choose not to seek such advice, you should consider whether the investment or insurance product in question is suitable for you.